

VIETNAM DAILY

[Market Commentary]

The VNIndex closed down with reduced liquidity, adversely affected by securities and banks

[Futures/ETFs]

Futures dropped alongside the cash market

[Market Movers]

VIB, FRT

August 10, 2023

	Index	Chg (%, bp)
Ho Chi Minh	1,220.61	-1.08
VN30	1,226.20	-1.10
VN30 futures	1,226.00	-1.13
Hanoi	243.91	-0.80
HNX30	488.07	-0.94
UPCoM	93.10	-0.75
USD/VND	23,746	+0.03
10-yr govt bond (%)	2.44	-0
Overnight rate (%)	0.21	+11
Oil (WTI, \$)	84.62	+0.26
Gold (LME, \$)	1,919.75	+0.28



Market Commentary

VNIndex 1,220.61P (-1.08%)
Volume (mn shrs) 982.4 (+2.1%)
Value (U\$m) 852.0 (-6.8%)

HNXIndex 243.91P (-0.80%)
Volume (mn shrs) 131.6 (+2.7%)
Value (U\$m) 86.3 (+13.0%)

UPCoM 93.10P (-0.75%)
Volume (mn shrs) 85.7 (-6.9%)
Value (U\$m) 46.7 (+3.7%)

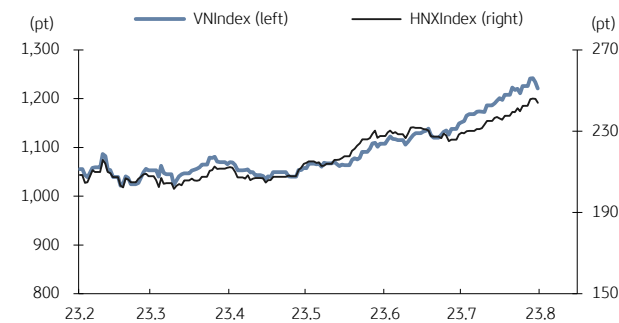
Net foreign buy (U\$m) -14.9

The VNIndex closed down with reduced liquidity, adversely affected by securities and banks. Foreign investors were net sellers, focusing on the Diamond ETF (FUEVFVND, -1.18%), Masan Group (MSN, -5.68%), and VPBank (VPB, -0.45%).

Steel price delivered in October 2023 on the Shanghai Exchange fell CNY11 to CNY3,679/ton this morning. Steel companies Nam Kim Steel (NKG, -2.81%) and Hoa Phat Group (HPG, -1.62%) traded lower prices.

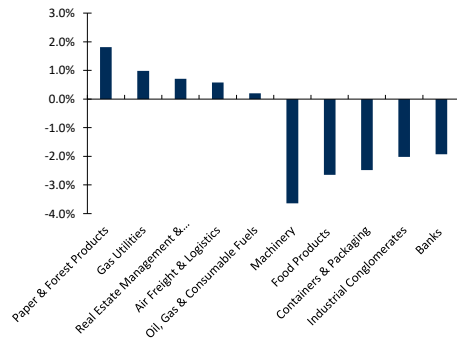
Shrimp prices in Kien Giang saw steep falls. The prices of black tiger shrimp (size of 30 heads/kg) ranged from VND145,000 to VND150,000/kg (declining VND60,000 - VND70,000/kg). Vannamei shrimp (size of 100 heads/kg) are priced from VND70,000 to VND75,000/kg (down VND20,000 - VND25,000/kg). Fisheries stocks Vinh Hoan Corp (VHC, -3.46%) and Camimex Group (CMX, -3.9%) closed down.

VN Index & HNX Index



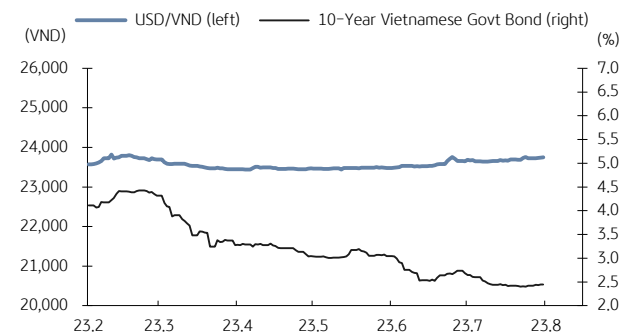
Source: Bloomberg, KB Securities Vietnam

VN Index sector performance



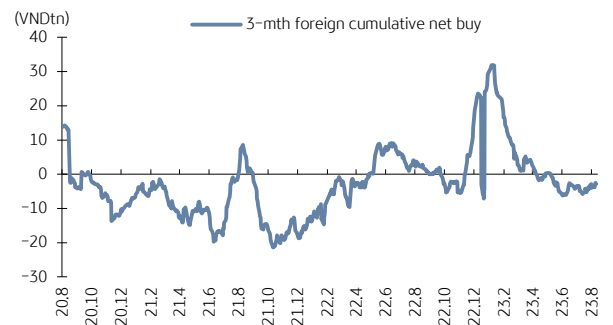
Source: Bloomberg, KB Securities Vietnam

USD/VND & 10-year government bond rates



Source: Bloomberg, KB Securities Vietnam

Vietnam - 3-mth cumulative net foreign buy



Source: FiinPro, KB Securities Vietnam

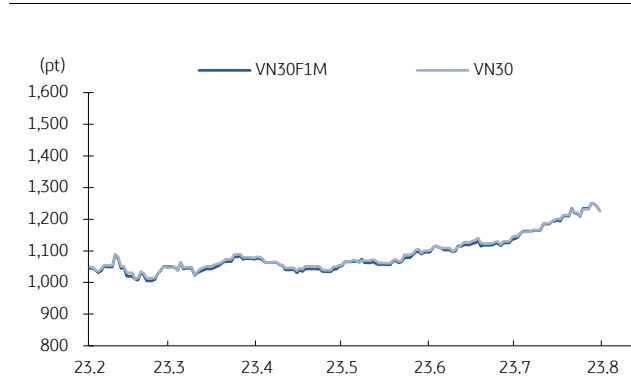
Futures/ETFs

VN30 1,226.20P (-1.10%)
VN30 futures 1,226.0P (-1.13%)
Open 1,238.0P
High 1,242.3P
Low 1,224.4P

Futures dropped alongside the cash market. The basis opened at -1.84bps and then fluctuated around -0.09bps before closing at -0.2bps. Trading volumes increased.

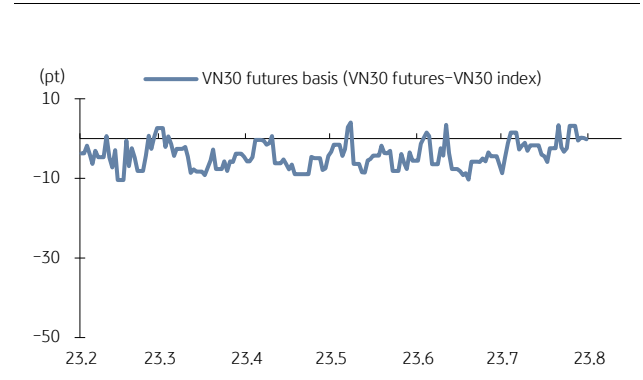
Contracts 236,166 (+14.8%)

VN30 futures & VN30 index



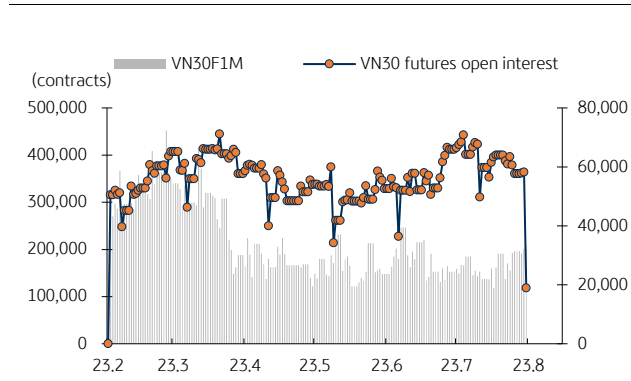
Source: Bloomberg, KB Securities Vietnam

Front month VN30 futures basis



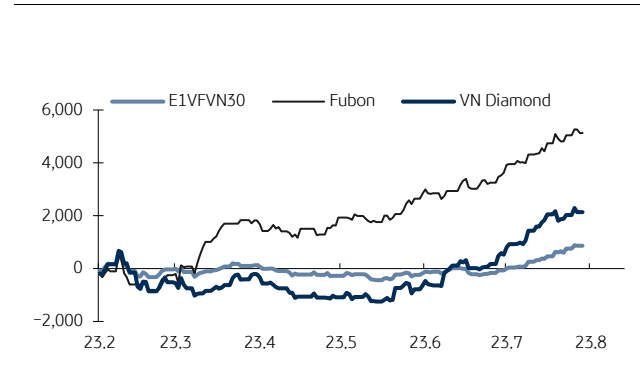
Source: Bloomberg, KB Securities Vietnam

VN30 futures volume & open interest



Source: Bloomberg, KB Securities Vietnam

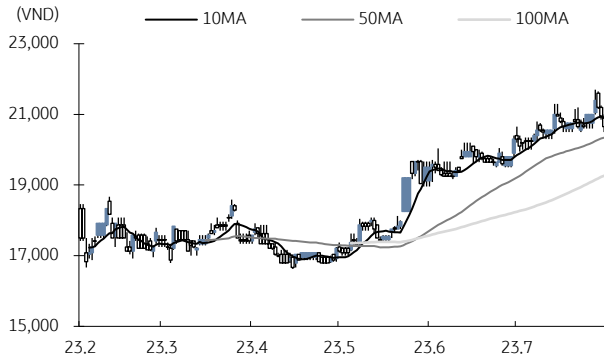
Vietnam ETFs – Changes in Fund Total Asset



Source: FiinPro, KB Securities Vietnam

Market Movers

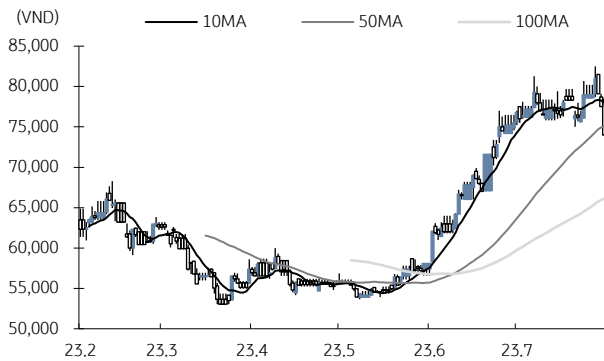
Vietnam International Bank (VIB)



Source: Bloomberg, KB Securities Vietnam

- VIB closed up 1.43% to VND20,650.
- Mr. Dang Quang Tuan, the son of Chairman Dang Khac Vy successfully sold 124.7 million VIB shares, equivalent to 4,916% of charter capital. The put-through transaction was carried out from July 21, 2023 to August 9, 2023. After the transaction, Mr. Tuan no longer holds any shares of VIB.

FPT Retail (FRT)



Source: Bloomberg, KB Securities Vietnam

- FRT closed down 4.52% to VND74,000.
- According to the reviewed semi-annual financial report for 2023, FRT recorded VND14,923 billion in 1H23 revenue, up 6.6% YoY. However, the decrease in financial income and the increase in operating expenses made FRT record a loss of VND213 billion (vs VND216 billion in 1H22 NPAT).

KBSV Model Portfolio

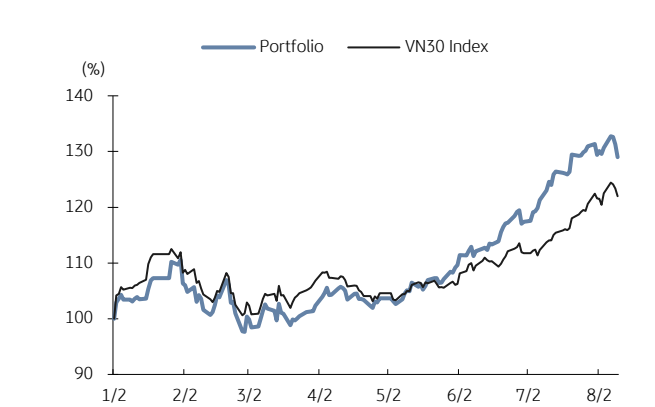
KBSV Research Team

Investment approach:

- Seeks to outperform the VN30 Index by identifying the most attractive stocks within our coverage universe over the next 3 months
- Employs a risk-managed exit strategy that sets a profit target of +30% and stop loss of -15%
- Uses an equal-active-weight (with monthly rebalancing method) approach that allocates 100% of the portfolio to stocks that, at times, can include a VN30 index ETF

	VN30 Index	Master Portfolio
Daily return	-1.10%	-1.76%
Cum. return	21.99%	28.99%

Performance vs VN30 Index



KBSV domestic model portfolio

Ticker	Inclusion date	Close 23/08/10	Daily return (%)	Cumulative return (%)	Main investment catalysts
Mobile World (MWG)	19/08/09	52,000	-1.1%	34.6%	<ul style="list-style-type: none"> - Optimizing revenue from DMG & TGDD chains - BHX expects to reach break-even point soon at stores and distribution centers - In the long term, BHX aims to capture 10-15% of the food retail market
SSI Securities (SSI)	23/01/30	28,100	-1.7%	34.1%	<ul style="list-style-type: none"> - Maintaining the leading position in terms of outstanding margin lending - Benefiting from the decline in interest rate
Phu Nhuan Jewelry (PNJ)	19/03/22	79,000	-1.6%	37.4%	<ul style="list-style-type: none"> - Strong topline supported by transaction volumes (2018 +34%) & ASPs (2018 +5%) - Strongest customer base to capture lucrative watch segment (5% of sales by 2022E) - Core business activities growing again after the "ERP" incident
Tien Phong Bank (TPB)	21/11/11	18,500	-1.9%	5.1%	<ul style="list-style-type: none"> - NIM remains stable thanks to cheap mobilized capital - The leading bank in the field of digitalization - The corporate bond risk is expected to abate in 2023
Dabaco Group (DBC)	23/01/30	25,850	-5.3%	51.2%	<ul style="list-style-type: none"> - Pork and chicken price are expected to be on recovery path in 2023 - Animal feed cost decline, in alignment with global commodity price, will improve GPM
FPT Corp (FPT)	18/09/06	82,200	-1.1%	289.7%	<ul style="list-style-type: none"> - Software outsourcing foothold in Japan/US/Asia-Pacific/EU drives 25% overseas CAGR - Telecoms stable 15% growth/solid subscriber growth & profitable Pay-TV from 2020E - 20%+ earnings momentum by 2020E
Vietin Bank (CTG)	20/01/31	31,650	-2.6%	67.4%	<ul style="list-style-type: none"> - Building on strong earnings recovery in 2019 & optimistic outlook for 2020 - Growing expectations for capital increase in 2020 to offset loan-growth concerns - Already improved asset quality and benign credit risks for 2020
PV Gas (GAS)	20/12/11	102,000	1.0%	39.0%	<ul style="list-style-type: none"> - Gain benefit from growing LNG demand - Expectation on global oil price recovery - Attractive valuation
Hoa Phat Group (HPG)	19/12/04	27,350	-1.6%	145.6%	<ul style="list-style-type: none"> - Steel consumption starts to rebound - Construction steel prices show signs of rising again - Increased capacity from Dung Quat project helps HPG expand market share
Kinhbac City Development (KBC)	20/03/09	30,800	-1.6%	199.8%	<ul style="list-style-type: none"> - Strong pricing for upcoming land sales after Trang Due urban land sales in 4Q19 - Beneficiary of more production facilities from EU companies after EU-Vietnam FTA - Re-location of supply chains from China after COVID-19 scare

Source: Bloomberg, KB Securities Vietnam

Market Monitors

Ho Chi Minh – Net foreign buys/sells

Ticker	Chg (%)	For. own (%,-1d)	Net buy (VND bn)
VNM	0.0%	54.3%	68.1
VIC	3.2%	12.9%	62.0
VHM	0.0%	24.2%	38.9
CTD	3.3%	44.9%	26.7
CTG	-2.6%	27.1%	23.6

Ticker	Chg (%)	For. own (%,-1d)	Net sell (VND bn)
FUEFVND	-1.2%	96.8%	-93.6
MSN	-5.7%	30.4%	-91.4
VPB	-0.5%	16.7%	-82.7
E1VFN30	-0.8%	90.5%	-68.5
SSI	-1.8%	46.5%	-52.6

Source: FinPro, KB Securities Vietnam

Hanoi – Net foreign buys/sells

Ticker	Chg (%)	For. own (%,-1d)	Net buy (VND bn)
SHS	-2.5%	11.2%	3.6
PVS	-2.0%	20.3%	3.2
IDC	0.2%	1.1%	2.5
BVS	-1.9%	5.4%	2.5
VNR	1.1%	27.4%	2.3

Ticker	Chg (%)	For. own (%,-1d)	Net sell (VND bn)
TNG	-3.9%	25.0%	-15.1
DTD	-2.8%	8.7%	-9.0
NVB	-3.2%	8.2%	-1.5
CEO	0.5%	4.4%	-0.3
HOM	-3.1%	1.4%	-0.3

Source: FinPro, KB Securities Vietnam

Sectors – Top 5 best/worst weekly performance

Top 5 best performers	Chg (%)	Key stocks
Machinery	12.1%	TCH, HHS, SRF, SHA
Paper & Forest Products	6.8%	DHC, HAP, HHP, VID
Real Estate Management & Development	5.8%	VHM, VIC, NVL, BCM
Gas Utilities	2.3%	GAS, PGD, PMG
Oil, Gas & Consumable Fuels	1.7%	PLX, PGC, CNG, GSP

Top 5 worst performers	Chg (%)	Key stocks
Unclassified	-5.4%	CKG, PSH, NHH, ABS
Automobile Components	-5.0%	DRC, CSM, PAC, TNC
Industrial Conglomerates	-2.9%	REE, BCG, PET, EVG
Textiles, Apparel & Luxury Goods	-2.7%	PNJ, TCM, MSH, GIL
Pharmaceuticals	-2.2%	DHG, IMP, TRA, DBD

Source: Bloomberg, KB Securities Vietnam

Sectors – Top 5 best/worst monthly performance

Top 5 best performers	Chg (%)	Key stocks
Machinery	28.3%	TCH, HHS, SRF, SHA
Real Estate Management & Development	17.2%	VHM, VIC, NVL, BCM
Electric Utilities	11.6%	PGV, NT2, PPC, TTA
Paper & Forest Products	11.4%	DHC, HAP, HHP, VID
Trading Companies & Distributors	11.2%	VPG, TSC, BTT, TNA

Top 5 worst performers	Chg (%)	Key stocks
Pharmaceuticals	-8.6%	DHG, IMP, TRA, DBD
Commercial Services & Supplies	-4.9%	TLG, ILB, APC, ST8
Automobile Components	-4.2%	DRC, CSM, PAC, TNC
Industrial Conglomerates	-2.3%	REE, BCG, PET, EVG
Marine Transportation	-1.4%	VSC, VOS, SKG, VTO

Source: Bloomberg, KB Securities Vietnam

Vietnam – Focus stocks

Sector	Code	Company name	Price	Mkt cap (VNDbn, USDmn)	Trading value (VNDmn, USDmn)	For avail (% -1d)	P/E(X)		EPS CAGR (%)	ROE(%)		P/B(X)		Performance(%)			
							20E	21E		20E	21E	20E	21E	1D	1W	1M	YTD
Real estate	VIC	VINGROUP JSC	97,778	372,067 (16,170)	357,118 (15.1)	22.5	77.3	77.1	14.7	3.0	2.9	2.3	2.2	3.2	16.7	33.4	26.2
	VHM	VINHOMES JSC	79,385	339,478 (14,753)	216,382 (9.1)	26.6	8.3	7.6	35.9	19.9	18.6	1.5	1.3	0.0	0.8	12.6	26.3
	VRE	VINCOM RETAIL JS	34,850	79,190 (3,442)	225,219 (9.5)	17.8	16.7	15.7	-7.6	11.5	11.5	1.8	1.7	-2.8	5.8	11.5	14.3
	NVL	NOVALAND INVESTM	45,853	86,712 (3,768)	828,868 (35.0)	31.3	-	-	6.7	-1.8	-3.4	1.1	1.1	3.5	11.1	38.3	47.1
	KDH	KHANGDIEN HOUSE	28,347	19,167 (833)	82,956 (3.5)	11.6	25.8	18.4	13.7	8.5	11.3	2.0	1.8	-1.7	-1.0	15.2	31.7
	DXG	DATXANH GROUP	21,130	12,594 (547)	446,208 (18.8)	13.9	55.7	43.4	-	7.3	2.9	1.2	1.2	-0.3	1.3	24.7	48.6
Banks	VCB	BANK FOR FOREIGN	67,686	378,305 (16,441)	96,933 (4.1)	6.3	15.0	13.1	11.7	22.3	20.3	2.9	2.4	-1.9	-2.3	1.8	30.6
	BID	BANK FOR INVESTM	34,507	174,556 (7,586)	98,962 (4.2)	12.7	13.0	9.7	-5.3	20.3	20.6	2.0	1.7	-3.5	-4.2	-1.0	20.5
	TCB	VIETNAM TECHNOLO	38,900	136,341 (5,925)	200,553 (8.5)	0.0	6.2	5.0	14.3	15.3	16.5	0.9	0.8	-1.5	0.0	4.7	29.6
	CTG	VIETNAM JS COMM	28,512	137,021 (5,955)	237,809 (10.0)	1.4	8.6	7.6	50.3	16.5	17.4	1.2	1.1	-2.6	2.4	6.6	16.1
	VPB	VIETNAM PROSPERI	15,296	101,381 (4,406)	446,950 (18.9)	0.0	10.6	7.8	18.8	11.7	13.7	1.2	1.1	-0.5	1.2	9.5	22.6
	MBB	MILITARYCOMMERC	14,063	73,327 (3,187)	212,411 (9.0)	0.0	5.2	4.4	14.6	23.0	22.4	1.0	0.9	-1.3	0.3	4.7	27.1
	HDB	HDBANK	14,191	40,641 (1,766)	55,849 (2.4)	4.2	5.3	4.8	23.3	22.9	20.4	1.1	0.9	-0.6	0.0	7.8	24.0
	STB	SACOMBANK	18,600	33,548 (1,458)	754,212 (31.8)	14.0	8.3	5.0	26.5	18.5	23.9	1.2	1.0	-2.1	6.8	2.3	35.8
	TPB	TIEN PHONG COMME	14,821	28,732 (1,249)	164,445 (6.9)	0.0	5.0	4.4	37.4	19.5	19.2	1.0	0.8	-1.9	0.3	1.6	22.3
	EIB	VIETNAM EXPORT-I	15,417	22,745 (988)	208,101 (8.8)	0.2	-	-	27.3	16.3	16.5	-	-	0.2	7.8	19.2	4.1
Insurance	BVH	BAOVIET HOLDING	61,900	45,950 (1,997)	51,036 (2.2)	21.0	16.8	15.4	15.8	11.3	10.3	1.6	1.5	-0.8	-0.6	3.1	0.9
	BMI	BAOMINH INSURANC	22,250	2,439 (106)	4,829 (0.2)	14.2	-	-	9.1	13.4	-	-	-	-0.4	1.8	3.6	20.5
Securities	SSI	SSI SECURITIES C	20,676	19,947 (867)	468,957 (19.8)	55.4	16.2	14.4	-3.2	13.6	11.9	1.7	1.5	-1.7	-1.4	2.2	58.8
	VCI	VIETCAP	21,154	9,108 (396)	167,301 (7.1)	71.9	18.2	16.0	-4.0	15.0	15.6	2.6	2.4	-2.3	-0.5	1.9	82.8
	HCM	HOCHI MINH CITY	22,265	8,907 (387)	150,524 (6.4)	52.4	18.3	16.7	-19.0	10.3	10.2	1.8	1.7	-2.3	0.5	-0.7	49.3
	VND	VNDIRECT SECURIT	6,983	5,734 (249)	593,106 (25.0)	27.2	14.4	14.3	36.3	12.2	11.5	1.7	1.6	0.5	1.5	13.2	48.9
Consumer staples	VNM	VIETNAM DAIRYP	109,000	227,805 (9,900)	277,719 (11.7)	42.1	18.3	16.5	4.0	28.7	31.3	5.2	5.4	0.0	0.7	1.4	-3.9
	SAB	SAIGON BEER ALCO	192,500	123,447 (5,365)	29,812 (1.3)	36.9	21.9	19.8	7.3	21.4	21.1	4.1	4.0	-0.2	-0.6	6.9	-3.8
	MSN	MASANGROUP CORP	79,250	111,712 (4,855)	184,075 (7.8)	16.5	52.1	23.8	-51.9	8.8	13.9	5.3	5.0	-5.7	-3.6	6.5	-10.8
	HNG	HOANGANH GIA LA	12,450	13,801 (600)	26,377 (1.1)	48.8	-	-	-	-	-	-	-	-3.7	1.1	12.5	5.8
Industrials (transport)	VJC	VIETJET AVIATION	131,800	69,042 (3,001)	90,568 (3.8)	11.0	61.4	29.4	-88.5	12.8	11.2	3.5	2.9	-0.9	-0.3	6.9	-8.0
	GMD	GEMADEPT CORP	33,100	9,976 (434)	84,931 (3.6)	10.8	12.3	17.6	-57.0	24.8	12.1	2.0	1.9	-2.3	-0.5	1.1	24.0
	CII	HOCHI MINH CITY	22,600	5,398 (235)	271,026 (11.4)	38.4	16.5	13.4	65.7	2.4	3.8	1.0	1.0	-1.9	-2.8	12.3	59.7
Industrials (capital goods)	ROS	FLC FAROS CONSTR	3,670	2,083 (091)	#N/A (#N/A)	46.4	-	-	-92.4	-	-	-	-	-	-	-	-
	GEX	GELEXGROUP JSC	15,802	10,411 (452)	421,528 (17.8)	37.7	-	-	-14.4	-	-	-	-	-3.1	-6.2	13.7	77.8
	CTD	COTECCONS CONSTR	73,200	5,438 (236)	93,260 (3.9)	3.6	23.9	25.1	-52.4	0.1	2.4	0.6	0.6	3.3	6.6	-9.1	107.3
	REE	REE	45,066	18,419 (800)	65,922 (2.8)	0.0	10.4	10.1	-4.5	15.6	15.1	1.5	1.4	-2.0	-3.1	-4.3	1.2

Source: Bloomberg, KB Securities Vietnam

Vietnam – Focus stocks

Sector	Code	Company name	Price	Mkt cap (VNDbn, USDmn)	Trading value (VNDmn, USDmn)	For avail (%, -1d)	P/E (X)		EPS CAG R (%)	ROE (%)		P/B (X)		Performance (%)			
							20E	21E		20E	21E	20E	21E	1D	1W	1M	YTD
Utilities	GAS	PETROVIETNAM GAS	90,100	172,447 (7,494)	59,443 (2.5)	46.1	16.3	15.4	-17.5	19.0	17.9	3.0	2.8	1.0	2.4	4.6	0.5
	NT2	PETROVIETNAM NHO	22,850	6,578 (286)	27,425 (1.2)	31.4	12.6	9.9	-10.5	12.8	19.9	1.9	1.9	-1.0	0.3	-3.0	2.6
	PPC	PHA LAI THERMAL	26,200	8,400 (365)	7,360 (0.3)	34.1	13.6	5.5	-5.1	6.9	15.7	-	-	-0.7	-1.3	-9.3	15.8
Materials	HPG	HOA PHAT GRP JSC	24,986	145,287 (6,314)	668,909 (28.2)	18.0	19.3	12.7	21.9	8.4	11.7	1.6	1.4	-1.6	1.9	-1.3	51.9
	DPM	PETROVIETNAM FER	17,400	6,809 (296)	118,191 (5.0)	36.5	9.7	11.7	-0.5	11.5	10.9	1.1	1.1	0.1	1.2	7.3	-9.1
	DCM	PETROCA MAU FER	13,650	7,226 (314)	146,860 (6.2)	46.5	14.0	9.8	-4.5	11.6	16.3	1.6	1.5	-2.7	-3.0	15.8	21.5
	HSG	HOA SEN GROUP	18,314	11,063 (481)	261,683 (11.0)	38.9	-	16.3	67.9	1.4	7.7	1.2	1.1	-1.6	0.5	7.7	67.7
	AAA	ANPHAT BIOPLAST	12,864	3,138 (136)	124,202 (5.2)	97.2	16.7	14.3	17.2	6.2	7.2	-	-	-2.1	1.3	3.5	74.2
Energy	PLX	VIETNAM NATIONAL	56,100	68,375 (2,972)	73,792 (3.1)	4.6	16.7	16.2	-51.0	13.2	11.9	2.0	1.9	0.2	1.7	-2.4	28.7
	PVD	PETROVIETNAM DRI	17,727	9,854 (428)	127,158 (5.4)	39.9	56.9	20.9	-11.9	4.8	9.2	1.0	0.9	-0.6	1.8	3.0	43.7
	PVT	PETROVIET TRANSP	17,900	5,793 (252)	96,523 (4.1)	35.9	8.8	8.1	2.2	15.0	15.0	1.1	1.0	-1.7	-0.6	-0.6	5.9
Consumer discretionary	MWG	MOBILEWORLD INV	46,500	65,024 (2,826)	309,413 (13.1)	0.0	33.3	15.5	14.4	10.3	17.4	3.0	2.6	-1.1	-1.3	8.9	21.2
	PNJ	PHU NHUAN JEWELR	65,625	19,895 (865)	103,983 (4.4)	0.0	15.1	12.3	2.4	19.9	21.8	2.7	2.4	-1.6	-2.8	7.2	-12.1
	YEG	YEAH1 GROUP CORP	40,300	1,261 (055)	1,712 (0.1)	70.6	-	-	-	-	-	-	-	-2.5	0.0	-1.5	51.5
	FRT	FPT DIGITAL RETA	16,348	2,227 (097)	111,078 (4.7)	30.3	47.9	22.8	-75.2	10.7	18.3	4.5	3.8	-4.5	-6.3	-2.0	23.3
Healthcare	PHR	PHUOC HOA RUBBER	61,900	8,387 (365)	28,278 (1.2)	34.6	8.0	8.4	41.2	19.2	17.7	2.0	2.0	-1.2	-3.4	-1.0	28.2
	DHG	DHG PHARMACEUTIC	100,300	13,114 (570)	10,800 (0.5)	45.4	12.6	11.8	10.7	25.4	24.1	3.1	2.6	-0.9	-3.6	-14.1	36.6
	PME	PYMEPHARCO JSC	80,200	6,016 (261)	#N/A (#N/A)	11.7	-	-	1.6	-	-	-	-	-	-	-	-
IT	FPT	FPT CORP	49,275	61,301 (2,664)	98,820 (4.2)	0.0	17.3	14.1	15.5	27.2	28.3	4.3	3.6	-1.1	-1.8	9.2	22.9

Source: Bloomberg, KB Securities Vietnam

Nguyen Xuan Binh – Head of Research
binhnx@kbsec.com.vn

Equity

Banks, Insurance & Securities

Nguyen Anh Tung – Manager
tungna@kbsec.com.vn

Pham Phuong Linh – Analyst
linhpp@kbsec.com.vn

Real Estate, Construction & Materials

Pham Hoang Bao Nga – Senior Analyst
ngaphb@kbsec.com.vn

Nguyen Duong Nguyen – Analyst
nguyennd1@kbsec.com.vn

Retails & Consumers

Nguyen Truong Giang – Analyst
giangnt1@kbsec.com.vn

Industrial Real Estate, Logistics

Nguyen Thi Ngoc Anh – Analyst
anhntn@kbsec.com.vn

Information Technology, Utilities

Nguyen Dinh Thuan – Analyst
thuannd@kbsec.com.vn

Oil & Gas, Chemicals

Pham Minh Hieu – Analyst
hieupm@kbsec.com.vn

Research Division
research@kbsec.com.vn

Macro/Strategy

Tran Duc Anh – Head of Macro & Strategy
anhtd@kbsec.com.vn

Macroeconomics & Banks

Ho Duc Thanh – Analyst
thanhdh@kbsec.com.vn

Vu Thu Uyen – Analyst
uyenvt@kbsec.com.vn

Strategy, Investment Themes

Thai Huu Cong – Analyst
congth@kbsec.com.vn

Nghiem Sy Tien – Analyst
tienss@kbsec.com.vn

Support team

Nguyen Cam Tho – Assistant
thonc@kbsec.com.vn

Nguyen Thi Huong – Assistant
huongnt3@kbsec.com.vn

KB SECURITIES VIETNAM (KBSV)

Head Office:

Levels 16&17, Tower 2, Capital Place, 29 Lieu Giai Street, Ba Dinh District, Hanoi, Vietnam
Tel: (+84) 24 7303 5333 – Fax: (+84) 24 3776 5928

Hanoi Branch:

Level 1, VP Building, 5 Dien Bien Phu, Ba Dinh District, Hanoi, Vietnam
Tel: (+84) 24 7305 3335 – Fax: (+84) 24 3822 3131

Ho Chi Minh Branch:

Level 2, TNR Tower Nguyen Cong Tru, 180–192 Nguyen Cong Tru Street, District 1, HCMC, Vietnam
Tel: (+84) 28 7303 5333 – Fax: (+84) 28 3914 1969

Saigon Branch:

Level 1, Saigon Trade Center, 37 Ton Duc Thang, Ben Nghe Ward, District 1, HCMC, Vietnam
Tel: (+84) 28 7306 3338 – Fax: (+84) 28 3910 1611

CONTACT INFORMATION

Institutional Client Center: (+84) 28 7303 5333 – Ext: 2656
Private Customer Care Center: (+84) 24 7303 5333 – Ext: 2276
Email: ccc@kbsec.com.vn
Website: www.kbsec.com.vn

Investment ratings & definitions

Investment Ratings for Stocks

(based on expectations for absolute price gains over the next 6 months)

Buy:	Hold:	Sell:
+15% or more	+15% to -15%	-15% or more

Investment Ratings for Sectors

(based on expectations for absolute price gains over the next 6 months)

Positive:	Neutral:	Negative:
Outperform the market	Perform in line with the market	Underperform the market

Opinions in this report reflect the professional judgment of the research analyst(s) as of the date hereof and are based on information and data obtained from sources that KBSV considers reliable. KBSV makes no representation that the information and data are accurate or complete and the views presented in this report are subject to change without prior notification. Clients should independently consider their own particular circumstances and objectives and are solely responsible for their investment decisions and we shall not have liability for investments or results thereof. These materials are the copyright of KBSV and may not be reproduced, redistributed or modified without the prior written consent of KBSV. Comments and views in this report are of a general nature and intended for reference only and not authorized for use for any other purpose.